



Prof. Dr. Michael Kaeding | Jean Monnet Chair ad personam



European  
Integration &  
European Politics

UNIVERSITÄT  
DUISBURG  
ESSEN

*Open-Minded*



## **What Future for Europe after the EP election?**

**National perspectives from seven European countries**



@michaelkaeding @tepsaeu @unidue



Charles de Marcilly, European Political Strategy Center

# How do national EP election outcomes compare and what do they mean for Europe as a whole?

3

Charles de Marcilly, European Political Strategy Ce



Sam van der Staak, International IDEA

Ariadna Ripoll Servent, University of Bamberg



Brendan Donnelly, The Federal Trust



**INTERNATIONAL IDEA**  
Supporting democracy worldwide

# “Voter turnout in the 2019 European elections”

[Sam van der Staak](#)

[Head of Europe Programme](#)



[@SamvanderStaak](#)

[www.idea.int](http://www.idea.int)




[@int\\_IDEA](#)



[InternationalIDEA](#)

# International IDEA



[www.idea.int](http://www.idea.int)

# MEMBER STATES



**Chair**  
Belgium  
*Joined 1995*



**Chair**  
Spain  
*Joined 1995*



**First Vice Chair**  
Namibia  
*Joined 1997*



Australia  
*Joined 1995*



Barbados  
*Joined 1995*



Benin  
*Joined 2016*



Botswana  
*Joined 1997*



Brazil  
*Joined 2016*



Canada  
*Joined 1997*



Cape Verde  
*Joined 2003*



Chile  
*Joined 1995*



Costa Rica  
*Joined 1995*



Dominican Republic  
*Joined 2011*



Finland  
*Joined 1995*



Germany  
*Joined 2002*



Ghana  
*Joined 2008*



India  
*Joined 1995*



Indonesia  
*Joined 2013*



Luxembourg  
*Joined 2018*



Mauritius  
*Joined 1999*



Mexico  
*Joined 2003*



Mongolia  
*Joined 2011*



Netherlands  
*Joined 1995*



Norway  
*Joined 1995*



Panama  
*Joined 2018*



Peru  
*Joined 2004*



Philippines  
*Joined 2013*



Portugal  
*Joined 1995*



South Africa  
*Joined 1995*



Sweden  
*Joined 1995*



Switzerland  
*Joined 2006*



Uruguay  
*Joined 2003*



Japan  
(official observer)



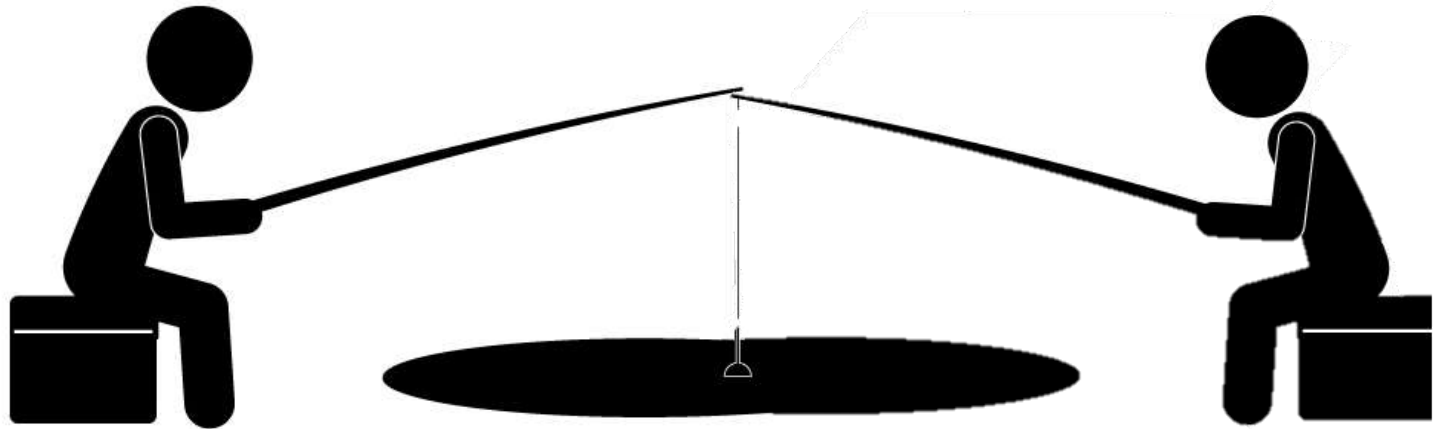
English



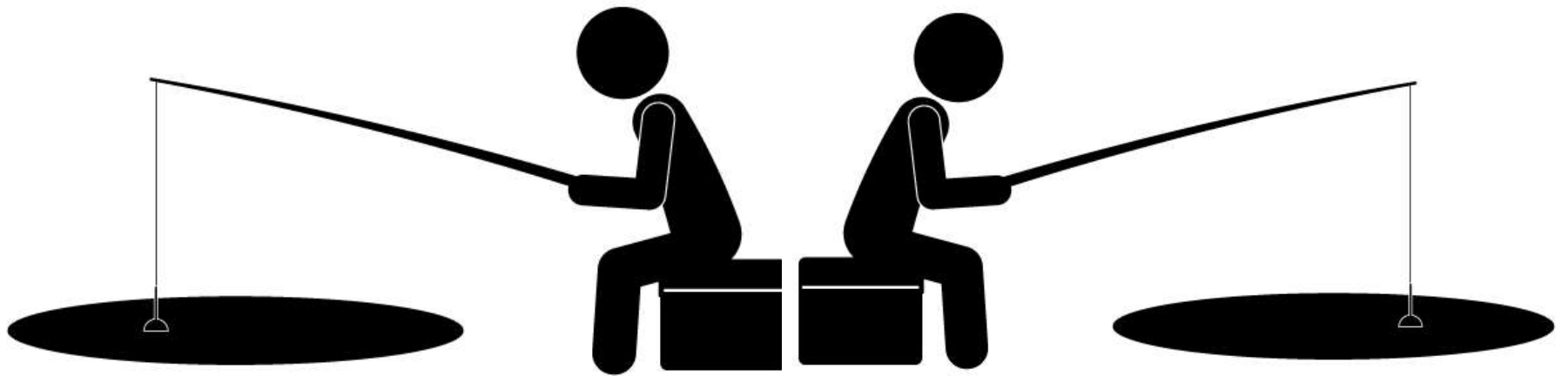
# Voter Turnout Will Decide Europe's Fate

May 20, 2019 | YVES LETERME , SAM VAN DER STAAK

# From fishing in a single pool....



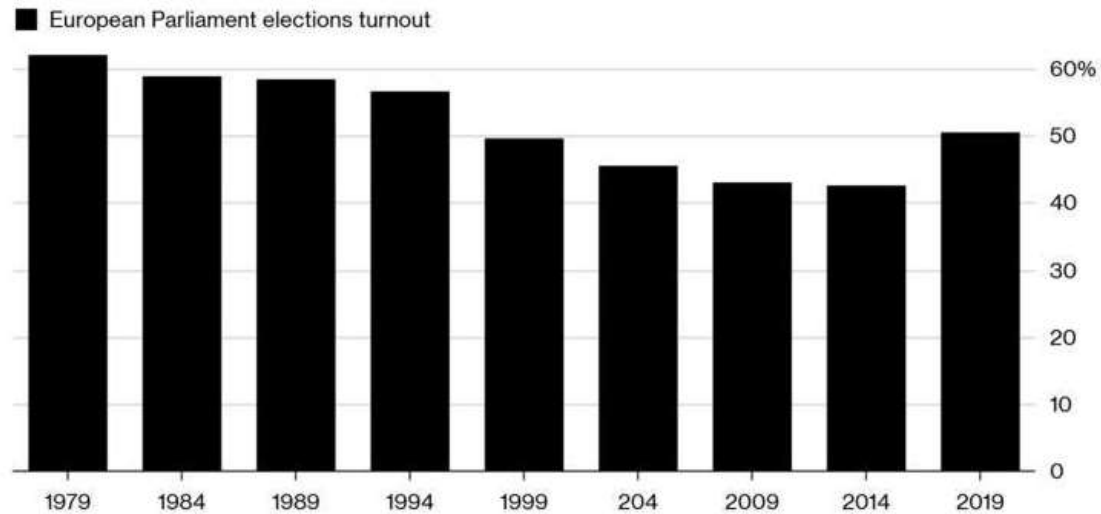
To angling in separate ponds.



# Turnout from 42% (2014) to 51% (2019)

## Higher Turnout

More than 50% of European Union citizens went to the polls



Source: European Parliament

Bloomberg



# What caused higher turnout

1. **Voter turnout campaigns** ('Choose your future', 'this time I'm voting')
2. **Simultaneous alternative elections** in: Germany (state), Ireland, Romania (referenda), Spain (municipal), Belgium (federal), Greece (regional), Lithuania (presidential). These benefited mainstream voters, who are more likely to turn out for other elections.
3. UK, France, Austria: EU-elections closely tied to **leadership popularity**.
4. In some countries, **warnings** against populism by establishment (and vice-versa) helped mobilise supporters (Spain, NL).
5. **Voting from abroad** easier than 5 years before, although still many problems.
6. Absentees more easily reached through **social media**.

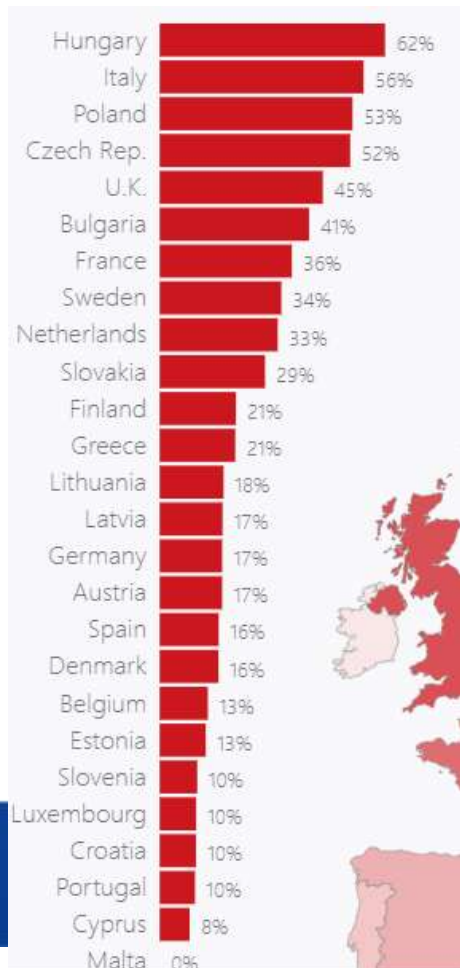


Today I'm being born

# How to interpret higher turnout?

- Assumption that high turnout is a sign of **support for European project** may be unfounded.
- Some countries with a high turnout increase also saw a **strong showing by populists**: Poland (+19%), Hungary and Austria (both +14%), Czech (11%).
- High turnout does suggest that **EP-elections are considered more relevant**.
- Vote-shifts remain ringfenced/**intra-block** (Spain, Austria, NL).

## Euroskeptic performance



## Voter turnout increases

Country	2014	2019	Change
ES	43.81	64.32	20.51
PL	23.83	43	19.17
RO	32.44	49.02	16.58
HU	28.97	43.36	14.39
AT	45.39	59.3	13.91
DE	48.1	61.5	13.4
CZ	18.2	28.72	10.52
SK	13.05	22.74	9.69
DK	56.32	66	9.68
FR	42.43	50.97	8.54
LT	47.35	52.88	5.53
NL	37.32	41.8	4.48
HR	25.24	29.65	4.41
SI	24.55	28.29	3.74
LV	30.24	33.6	3.36
SE	51.07	53.3	2.23
FI	39.1	40.7	1.6
UK	35.6	37	1.4
EE	36.52	37.6	1.08
CY	43.97	44.99	1.02
BE	89.64	89	-0.64
IT	57.22	56.09	-1.13
LU	85.55	84.1	-1.45
EL	59.97	57.86	-2.11
MT	74.8	72.6	-2.2
PT	33.67	31.01	-2.66
IE	52.44	49.3	-3.14
BG	35.84	30.83	-5.01

# What to expect until 2024?

1. Turnout will be the game to watch.
2. Fight over voter turnout **instruments**:
  - government-sponsored campaigns
  - simultaneous elections
  - voting from abroad etc
3. More investment in **social media** to reach absentees.
4. More interest in voter **suppression**?

# Austria – Paul Schmidt, Austrian Society for European Politics (TEPSA)<sup>17</sup>



Österreichische Gesellschaft  
für Europapolitik



Austria	EP 2014	Nationalratswahl 2017	EP 2019
<b>ÖVP (EPP)</b>	26,98	31,47	34,9
SPÖ (S&D)	24,09	26,86	23,4
<b>FPÖ (ENF)</b>	19,72	25,97	17,2
GRÜNE (Greens/EFA)	14,52	3,8	14
NEOS (ALDE)	8,14	5,3	8,7
Others	6,55	6,6	1,8
Void votes	1,34	0,99	-
Turnout	45,39%	80%	59,3%



# Bulgaria – Vessela Tcherneva, European Council on Foreign Relations 19



Prof. Dr. Michael Kaeding | Jean Monnet Chair ad personam



European  
Integration &  
European Politics



UNIVERSITÄT  
DUISBURG  
ESSEN

*Open-Minded*

Bulgaria	EP 2014	Bulgarian parliamentary election 2017	EP 2019
<b>GERB (EPP)</b>	30,4	32,65	30,64
Coalition for Bulgaria (S&D)	18,93	27,2	26,42
Movement for Rights and Freedoms (ALDE)	17,27	8,99	12,33
Bulgaria Without Censorship (ECR)	10,66	-	-
Reformist Bloc (EPP)	6,45	-	-
VMRO/BMPO (ECR)		-	8,56
Demokraticzna Bulgaria (EPP)	-	-	6,20
<b>United Patriots</b>	-	9,07	-
Others	16,29	22,09	22,15
Void votes	5,2	-	-
Turnout	35,84%	53,85%	30,83%

Prof. Dr. Michael Keating | Jean Monnet Chair ad personam

# Hungary – András Bíró-Nagy and András Inotai, Hungarian Academy of Sciences<sup>21</sup>



Prof. Dr. Michael Kaeding | Jean Monnet Chair ad personam



European  
Integration &  
European Politics



UNIVERSITÄT  
DUISBURG  
ESSEN

*Open-Minded*

Hungary	EP 2014	Parliamentary election 2018	EP 2019
<b>FIDESZ – KDNP (EPP)</b>	51,48	49,27	52,33
JOBBIK	14,67	19,06	6,41
MSZP (S&D)	10,9	-	-
DK (S&D)	9,75	6,7	16,19
Coal. EGYÜTT-PM (Greens/EFA)	7,25	-	-
LMP (Greens/EFA)	5,04	7,06	2,18
Momentum (ALDE)	-	3,06	9,89
Coal. MSZP – PM (S&D +Greens/EFA)	-	11,91	6,66
Others	0,91	2,94	6,28
Void votes	0,42	1,03	-
Turnout	28,97%	69,68%	43,36%



Italy	EP 2014	Italian general election 2018	EP 2019
PD (S&D)	40,81	18,74	23,52
<b>M5S (EFDD)</b>	21,15	32,68	16,65
FI (EPP)	16,81	13,98	7,81
<b>LN (ENF)</b>	6,15	17,34	33,64
Coal. NCD+UDC+PPI (EPP)	4,38	-	-
L'Altra Europa – Con Tsipras (GUE/NGL)	4,03	-	-
SVP (EPP)	0,5	-	1,5
FDI (ECR)	-	4,37	5,84
Others	6,17	12,89	11,04
Void votes	5,30	4,33	-
Turnout	57,22%	72,94%	56,09%

# Spain –

Ilke Toygur, Elcano Royal Institute and Héctor Sánchez, CIDOBB (both TEPSA)

25



CIDOB

BARCELONA  
CENTRE FOR  
INTERNATIONAL  
AFFAIRS

Prof. Dr. Michael Kaeding | Jean Monnet Chair ad personam



European  
Integration &  
European Politics



UNIVERSITÄT  
DUISBURG  
ESSEN

*Open-Minded*

Spain	EP 2014	Spanish general election 2019	EP 2019
PP (EPP)	26,09	16,70	20,13
<b>PSOE/PSC (S&amp;D)</b>	23,01	26,68	32,84
Coal. IP (IU+IV+Anova+et al.) (GUE/NGL+Greens/EFA)	10,03	-	-
UP (GUE/NGL)	7,98	14,31	-
UPyD (ALDE)	6,51	-	-
CEU (CDC+UDC+EAJ-PNV+ CCA-PNC+CXG) (EPP + ALDE)	5,42	-	-
Coal. EPDD (ERC+Necat+Ind.+et al.) (Greens/EFA)	4,01	-	-
C's (ALDE)	3,16	15,86	12,18
Coal (UP + IU + Catalunya en Comú + Barcelona en Comú) (GUE/NGL+Greens/EFA)	-	-	10,05
VOX	-	10,26	6,20
Coal (ERC + Bildu + BNG) (Greens/EFA)	-	-	5,64
Others	13,78	16,19	12,96
Void votes	1,80	1,04	-
Turnout	43,81%	75,75%	64,32%

# Turkish perspective ...

## Basak Alpan, Middle East Technical University, METU (TEPSA)

27



Prof. Dr. Michael Kaeding | Jean Monnet Chair ad personam



UNIVERSITÄT  
DUISBURG  
ESSEN

*Open-Minded*



**Thanks for your attention**

@MichaelKaeding

@tepsaeu

@unidue